



Use command short-cuts

You can use voice or touchtone commands to communicate with Wildfire. For quick results, use these touchtone short-cuts.

Press... To...

-  Hear options or hints.
-  Stop any task.

Speak naturally

Wildfire uses speech recognition technology to recognize your voice. It works best when you speak in a natural, even voice.

For example, say: "John Doe" rather than "Jobbnnnn Dobbbb."

Listen for audible cues

As you work with Wildfire, you'll hear:


- Blip** when Wildfire is ready to listen.
- Bell** when a new message arrives.
- Ring** when a call comes in.
- BeepBeep** when a reminder comes due.
- Bonk** if Wildfire did not understand you.

Call the 1-800-WILDFIRE demo for an example of audible cues.





For help

What are my options?

or press 


To stop Wildfire

 then say **Wildfire!**

or press 

Each command has a corresponding touchtone. Press **C** for Call; press **F** for Find, and so on.

Exceptions to the rule are:

 for **What are my options?**

 for **Never mind.**



To...

Say...

or Press...

Add a contact

Create a contact



Place a call

Call



Return a call

Give them a call



End a session

Goodbye, Wildfire



Listen to a message

What's it say?



Make Wildfire listen

Wildfire!



- 2
- 3
- 4
- 5
- 6
- 7
- 8
- 9
- 10
- 11
- 12